



**PRICE LIST SEASON 2008/2009**  
VALID AS OF SEPTEMBER 1 2008

## **PRICE LIST**


SEASON 2008/2009 - VALID AS OF SEPTEMBER 1 2008

GENERAL SALES CONDITIONS .....	03
FRONT MOWERS .....	04
REAR MOWERS .....	05
"MULTICUT" MOWERS .....	06
"MOW & CARRY®" MOWERS COLLECTOR .....	07
FRONT AND REAR MOWERS - SERIES TC SPECIAL FOR ATV/QUAD .....	08
ROTARY TILLERS .....	09
FLAIL MOWERS - STALK SHREDDERS .....	10
ACCESSORIES .....	13
"MULCHING" ACCESSORIES .....	14
PACKAGING .....	15

## GENERAL SALES CONDITIONS

- This price list cancels and replaces any other previous price list.
- The prices, indicated in Italian Lira and Euro, are excluding VAT and are ex our Cuneo works.
- Standard packaging costs are included in the price. Any special packagings will be billed at cost.
- Caroni S.p.A. reserves the right to make any modifications it considers necessary to the data, characteristics and prices indicated in the price list at any time without any obligation of prior notice.
- Any complaints must be sent in writing within 8 days from receipt of the goods.
- The machines are warranted for one year starting from the date of delivery. The warranty consists only in supply of the part acknowledged as faulty by our Technical Service; transport, disassembly and re-assembly costs will be charged to the buyer.
- The warranty is applied only in the case of Caroni original spare parts.
- All Caroni machines are CE certificated according to Machinery Directive 98/37/CE as amended.
- Caroni S.p.A. dedicates constant attention to perfecting all the models produced.
- Any disputes will be deferred exclusively to the Court of Cuneo.
- The machines are furnished in "Caroni red" color.

**UNI EN ISO 9001 CERTIFIED COMPANY AND ISO/TS 16949 CERTIFIED BY THE TÜV.**



ISO/TS 16949:2002  
Edition 2002-03-01  
Nr. 12 111 11314 TMS  
ATF Certificate Nr. 0048572  
UNI EN ISO 9001:2000  
Nr. 50 100 5320 Rev.

CODE	DESCRIPTION	DUMPING POSITION	WORKING WIDTH cm	PTO	LIST PRICE IN EURO
F120540LD	FRONT MOWER	SIDE	120	540	1.564,37
F121000LD	FRONT MOWER	SIDE	120	1000	1.564,37
F122000LD	FRONT MOWER	SIDE	120	2000	1.793,96
F120540RD	FRONT MOWER	REAR	120	540	1.917,95
F121000RD	FRONT MOWER	REAR	120	1000	1.917,95
F122000RD	FRONT MOWER	REAR	120	2000	2.147,55
F150540LD	FRONT MOWER	SIDE	150	540	1.634,02
F151000LD	FRONT MOWER	SIDE	150	1000	1.634,02
F152000LD	FRONT MOWER	SIDE	150	2000	1.863,61
F150540RD	FRONT MOWER	REAR	150	540	1.987,59
F151000RD	FRONT MOWER	REAR	150	1000	1.987,59
F152000RD	FRONT MOWER	REAR	150	2000	2.217,19
F180540LD	FRONT MOWER	SIDE	180	540	1.715,14
F181000LD	FRONT MOWER	SIDE	180	1000	1.715,14
F182000LD	FRONT MOWER	SIDE	180	2000	1.944,73
F180540RD	FRONT MOWER	REAR	180	540	2.296,04
F181000RD	FRONT MOWER	REAR	180	1000	2.296,04
F182000RD	FRONT MOWER	REAR	180	2000	2.525,62
F240540RD	FRONT MOWER	REAR	240	540	2.464,40
F241000RD	FRONT MOWER	REAR	240	1000	2.464,40
F242000RD	FRONT MOWER	REAR	240	2000	2.694,00
KITCETCF	"CE" INSTRUCTIONS FOR USE HANDBOOK	ALL TYPES OF FRONT AND REAR MOWERS (MANDATORY)			12,03
F150540CA	FRONT MOWER	POWERFLOW	150	540	4.565,00
F151000CA	FRONT MOWER	POWERFLOW	150	1000	4.565,00
F152000CA	FRONT MOWER	POWERFLOW	150	2000	4.950,00
F180540CA	FRONT MOWER	POWERFLOW	180	540	5.500,00
F181000CA	FRONT MOWER	POWERFLOW	180	1000	5.500,00
F182000CA	FRONT MOWER	POWERFLOW	180	2000	5.885,00

CODE	DESCRIPTION	DUMPING POSITION	WORKING WIDTH cm	PTO	LIST PRICE IN EURO
TC480NSLD	REAR MOWER	SIDE	120	540	1.507,72
TC480NSRD	REAR MOWER	REAR	120	540	1.816,17
TC590NSLD	REAR MOWER	SIDE	150	540	1.578,91
TC590NSRD	REAR MOWER	REAR	150	540	1.887,34
TC710NSLD	REAR MOWER	SIDE	180	540	1.653,14
TC710NSRD	REAR MOWER	REAR	180	540	2.142,97
TC910NSRD	REAR MOWER	REAR	235	540	2.410,84
KITCETCF	"CE" INSTRUCTIONS FOR USE HANDBOOK	ALL TYPES OF FRONT AND REAR MOWERS (MANDATORY)			12,03

CODE	DESCRIPTION	DUMPING POSITION	WORKING WIDTH cm	PTO	LIST PRICE IN EURO
MCM34ID4848RD	"MULTICUT" REAR MOWER	REAR	340	540	15.118,95
MCM36ID4859RD	"MULTICUT" REAR MOWER	REAR	360	540	15.246,00
MCM43ID5959RD	"MULTICUT" REAR MOWER	REAR	430	540	15.309,53
MCM45ID5971RD	"MULTICUT" REAR MOWER	REAR	450	540	16.516,50
MCM52ID7171RD	"MULTICUT" REAR MOWER	REAR	520	540	17.151,75
MCM57ID7191RD	"MULTICUT" REAR MOWER	REAR	565	540	20.328,00
FCM34ID4848RD	"MULTICUT" FRONT MOWER	REAR	340	540	16.389,45
FCM36ID4859RD	"MULTICUT" FRONT MOWER	REAR	360	540	16.516,50
FCM43ID5959RD	"MULTICUT" FRONT MOWER	REAR	430	540	16.580,03
FCM45ID5971RD	"MULTICUT" FRONT MOWER	REAR	450	540	17.787,00
FCM52ID7171RD	"MULTICUT" FRONT MOWER	REAR	520	540	18.422,25
FCM57ID7191RD	"MULTICUT" FRONT MOWER	REAR	565	540	21.598,50
CE KIT	"CE" INSTRUCTIONS FOR USE HANDBOOK	ALL TYPES OF FRONT AND REAR MOWERS (MANDATORY)			38,12



## "MOW & CARRY®" MOWERS COLLECTOR

CODE	DESCRIPTION	CONTAINER CAPACITY IN LITERS	DUMPING POSITION	CUTTING WIDTH cm	INPUT SHAFT RPM	LIST PRICE IN EURO
TR150-600L	MOWER COLLECTOR	600	LATERAL	150	540	8.504,52
TR180-750L	MOWER COLLECTOR	750	LATERAL	180	540	9.566,56
KITCETCF	"CE" INSTRUCTIONS FOR USE HANDBOOK	ALL MOWERS (MANDATORY)				12,03
CODE	DESCRIPTION	CONTAINER CAPACITY IN LITERS	DUMPING POSITION	CUTTING WIDTH cm	INPUT SHAFT RPM	LIST PRICE IN EURO
F150540CACE	FRONT MOWER + 600 L. CONTAINER	600	TURBINE	150	540	9.350,00
F151000CACE	FRONT MOWER + 600 L. CONTAINER	750	TURBINE	150	1000	9.350,00
F152000CACE	FRONT MOWER + 600 L. CONTAINER	600	TURBINE	150	2000	9.735,00
F180540CACE	FRONT MOWER + 750 L. CONTAINER	750	TURBINE	180	540	10.450,00
F181000CACE	FRONT MOWER + 750 L. CONTAINER	750	TURBINE	180	1000	10.450,00
F182000CACE	FRONT MOWER + 750 L. CONTAINER	750	TURBINE	180	2000	10.835,00
KITCETCF	"CE" INSTRUCTIONS FOR USE HANDBOOK	ALL MOWERS (MANDATORY)				12,03



## FRONT AND REAR MOWERS - SERIES TC SPECIAL FOR ATV/QUAD


MACHINE CODE	CUTTING WIDHT mm (inch)	POWER (HP)	START-UP	WEIGHT kg (lbs)	GRASS OUTLET	LIST PRICE IN EURO
TC480NSLDATVB&SM	1200 (48")	11,5	Manual	182 (401)	Side	2.332,77
TC480NSRDATVB&SM	1200 (48")	11,5	Manual	182 (401)	Rear	2.613,17
TC590NSLDATVB&SM	1500 (59")	11,5	Manual	207 (456)	Side	2.397,49
TC590NSRDATVB&SM	1500 (59")	11,5	Manual	207 (456)	Rear	2.677,88
TC480NSLDATVB&SE	1200 (48")	11,5	Electric	182 (401)	Side	2.486,39
TC480NSRDATVB&SE	1200 (48")	11,5	Electric	182 (401)	Rear	2.766,79
TC590NSLDATVB&SE	1500 (59")	11,5	Electric	207 (456)	Side	2.551,11
TC590NSRDATVB&SE	1500 (59")	11,5	Electric	207 (456)	Rear	2.831,50
KITCETCF	'CE" INSTRUCTIONS FOR USE HANDBOOK	ALL TYPES OF FRONT AND REAR MOWERS (MANDATORY)				12,03

CODE	DESCRIPTION	TYPE OF UNIVERSAL JOINT	WORKING WIDTH cm	PTO	LIST PRICE IN EURO
FL0800ASC1638	LIGHT DUTY ROTARY TILLER	TYPE "4"	80	540	1.266,64
FL0800ASC1853	LIGHT DUTY ROTARY TILLER	TYPE "4" CLUTCH	80	540	1.457,97
FL0900ASC1638	LIGHT DUTY ROTARY TILLER	TYPE "4"	90	540	1.307,21
FL0900ASC1853	LIGHT DUTY ROTARY TILLER	TYPE "4" CLUTCH	90	540	1.498,54
FL1000ASC1638	LIGHT DUTY ROTARY TILLER	TYPE "4"	100	540	1.320,21
FL1000ASC1853	LIGHT DUTY ROTARY TILLER	TYPE "4" CLUTCH	100	540	1.511,55
FL1100ASC1638	LIGHT DUTY ROTARY TILLER	TYPE "4"	110	540	1.335,50
FL1100ASC1853	LIGHT DUTY ROTARY TILLER	TYPE "4" CLUTCH	110	540	1.526,87
FL1200ASC1638	LIGHT DUTY ROTARY TILLER	TYPE "4"	120	540	1.376,84
FL1200ASC1853	LIGHT DUTY ROTARY TILLER	TYPE "4" CLUTCH	120	540	1.568,19
FL1300ASC1638	LIGHT DUTY ROTARY TILLER	TYPE "4"	130	540	1.392,16
FL1300ASC1853	LIGHT DUTY ROTARY TILLER	TYPE "4" CLUTCH	130	540	1.583,48
FL1400ASC1638	LIGHT DUTY ROTARY TILLER	TYPE "4"	140	540	1.445,73
FL1400ASC1853	LIGHT DUTY ROTARY TILLER	TYPE "4" CLUTCH	140	540	1.637,08
FM1100ASC1638	MEDIUM DUTY ROTARY TILLER	TYPE "4"	110	540	1.780,97
FM1100ASC1853	MEDIUM DUTY ROTARY TILLER	TYPE "4" CLUTCH	110	540	1.972,28
FM1300ASC1638	MEDIUM DUTY ROTARY TILLER	TYPE "4"	130	540	1.849,84
FM1300ASC1853	MEDIUM DUTY ROTARY TILLER	TYPE "4" CLUTCH	130	540	2.041,17
FM1500ASC1638	MEDIUM DUTY ROTARY TILLER	TYPE "4"	150	540	1.966,93
FM1500ASC1853	MEDIUM DUTY ROTARY TILLER	TYPE "4" CLUTCH	150	540	2.158,26
FM1700ASC1638	MEDIUM DUTY ROTARY TILLER	TYPE "4"	170	540	2.041,94
FM1700ASC1853	MEDIUM DUTY ROTARY TILLER	TYPE "4" CLUTCH	170	540	2.233,28
KITCEFLFM	SIDE GUARDS AND "CE" HANDBOOK	ALL TYPES OF ROTARY TILLERS(MANDATORY)			70,86

CODE	DESCRIPTION	TYPE OF ROTOR	WORKING WIDTH cm	PTO	LIST PRICE IN EURO
TL0900ASC	REAR FLAIL MOWER	'A' 28 BLADES	90	540	1.679,15
TL0900FSC	REAR FLAIL MOWER	'F' 56 BLADES	90	540	1.715,89
TL1200ASC	REAR FLAIL MOWER	'A' 36 BLADES	120	540	1.771,01
TL1200FSC	REAR FLAIL MOWER	'F' 72 BLADES	120	540	1.815,40
TL1500ASC	REAR FLAIL MOWER	'A' 44 BLADES	150	540	1.849,08
TL1500FSC	REAR FLAIL MOWER	'F' 88 BLADES	150	540	1.894,22
TM1300ASC	REAR FLAIL MOWER	'A' 40 BLADES	130	540	2.045,00
TM1300BSC	REAR FLAIL MOWER	'B' 40 BLADES WITH SHACKLES	130	540	2.045,00
TM1300FSC	REAR FLAIL MOWER	'F' 80 BLADES	130	540	2.118,47
TM1600ASC	REAR FLAIL MOWER	'A' 48 BLADES	160	540	2.131,47
TM1600BSC	REAR FLAIL MOWER	'B' 48 BLADES WITH SHACKLES	160	540	2.131,47
TM1600FSC	REAR FLAIL MOWER	'F' 96 BLADES	160	540	2.219,48
TM1900ASC	REAR FLAIL MOWER	'A' 56 BLADES	190	540	2.185,81
TM1900BSC	REAR FLAIL MOWER	'B' 56 BLADES WITH SHACKLES	190	540	2.185,81
TM1900FSC	REAR FLAIL MOWER	'F' 112 BLADES	190	540	2.277,65
FTL0900ASC	FRONT FLAIL MOWER	'A' 28 BLADES	90	540	1.832,23
FTL0900FSC	FRONT FLAIL MOWER	'F' 56 BLADES	90	540	1.868,97
FTL1200ASC	FRONT FLAIL MOWER	'A' 36 BLADES	120	540	1.924,07
FTL1200FSC	FRONT FLAIL MOWER	'F' 72 BLADES	120	540	1.968,45
FTL1500ASC	FRONT FLAIL MOWER	'A' 44 BLADES	150	540	2.002,13
FTL1500FSC	FRONT FLAIL MOWER	'F' 88 BLADES	150	540	2.047,29
FTM1300ASC	FRONT FLAIL MOWER	'A' 40 BLADES	130	540	2.198,06
FTM1300BSC	FRONT FLAIL MOWER	'B' 40 BLADES WITH SHACKLES	130	540	2.198,06
FTM1300FSC	FRONT FLAIL MOWER	'F' 80 BLADES	130	540	2.271,54
FTM1600ASC	FRONT FLAIL MOWER	'A' 48 BLADES	160	540	2.284,55
FTM1600BSC	FRONT FLAIL MOWER	'B' 48 BLADES WITH SHACKLES	160	540	2.284,55
FTM1600FSC	FRONT FLAIL MOWER	'F' 96 BLADES	160	540	2.372,57
FTM1900ASC	FRONT FLAIL MOWER	'A' 56 BLADES	190	540	2.338,89
FTM1900BSC	FRONT FLAIL MOWER	'B' 56 BLADES WITH SHACKLES	190	540	2.338,89
FTM1900FSC	FRONT FLAIL MOWER	'F' 112 BLADES	190	540	2.430,74




CODE	DESCRIPTION	TYPE OF ROTOR	WORKING WIDTH cm	PTO	LIST PRICE IN EURO
FRTL0900ASC	FRONT AND REAR FLAIL MOWER	'A" 28 BLADES	90	540	1.985,29
FRTL0900FSC	FRONT AND REAR FLAIL MOWER	'F" 56 BLADES	90	540	2.022,03
FRTL1200ASC	FRONT AND REAR FLAIL MOWER	'A" 36 BLADES	120	540	2.077,14
FRTL1200FSC	FRONT AND REAR FLAIL MOWER	'F" 72 BLADES	120	540	2.121,53
FRTL1500ASC	FRONT AND REAR FLAIL MOWER	'A" 44 BLADES	150	540	2.155,21
FRTL1500FSC	FRONT AND REAR FLAIL MOWER	'F" 88 BLADES	150	540	2.200,36
FRTM1300ASC	FRONT AND REAR FLAIL MOWER	'A" 40 BLADES	130	540	2.351,13
FRTM1300BSC	FRONT AND REAR FLAIL MOWER	'B" 40 BLADES WITH SHACKLES	130	540	2.351,13
FRTM1300FSC	FRONT AND REAR FLAIL MOWER	'F" 80 BLADES	130	540	2.424,61
FRTM1600ASC	FRONT AND REAR FLAIL MOWER	'A" 48 BLADES	160	540	2.437,61
FRTM1600BSC	FRONT AND REAR FLAIL MOWER	'B" 48 BLADES WITH SHACKLES	160	540	2.437,61
FRTM1600FSC	FRONT AND REAR FLAIL MOWER	'F" 96 BLADES	160	540	2.525,62
FRTM1900ASC	FRONT AND REAR FLAIL MOWER	'A" 56 BLADES	190	540	2.491,96
FRTM1900BSC	FRONT AND REAR FLAIL MOWER	'B" 56 BLADES WITH SHACKLES	190	540	2.491,96
FRTM1900FSC	FRONT AND REAR FLAIL MOWER	'F" 112 BLADES	190	540	2.583,79
10003600	RIGHT SIDE SKID				35,60
10003700	LEFT SIDE SKID				35,60
KITCETLTM	SIDE GUARDS AND "CE" HANDBOOK	ALL TYPES OF FRONT AND REAR GRASS CHOPPERS (MANDATORY)			49,56



CODE	DESCRIPTION	TYPE OF ROTOR	WORKING WIDTH cm	PTO	LIST PRICE IN EURO
TL0900PSC	REAR FLAIL MOWER	"P" 14 BLADES WITH SHACKLES	90	540	1.747,31
TL1200PSC	REAR FLAIL MOWER	"P" 18 BLADES WITH SHACKLES	120	540	1.855,79
TL1500PSC	REAR FLAIL MOWER	"P" 22 BLADES WITH SHACKLES	150	540	1.943,59
TM1300PSC	REAR FLAIL MOWER	"P" 20 BLADES WITH SHACKLES	130	540	2.163,35
TM1600PSC	REAR FLAIL MOWER	"P" 24 BLADES WITH SHACKLES	160	540	2.273,34
TM1900PSC	REAR FLAIL MOWER	"P" 28 BLADES WITH SHACKLES	190	540	2.340,48
FTL0900PSC	FRONT FLAIL MOWER	"P" 14 BLADES WITH SHACKLES	90	540	1.900,38
FTL1200PSC	FRONT FLAIL MOWER	"P" 18 BLADES WITH SHACKLES	120	540	2.008,84
FTL1500PSC	FRONT FLAIL MOWER	"P" 22 BLADES WITH SHACKLES	150	540	2.096,66
FTM1300PSC	FRONT FLAIL MOWER	"P" 20 BLADES WITH SHACKLES	130	540	2.316,42
FTM1600PSC	FRONT FLAIL MOWER	"P" 24 BLADES WITH SHACKLES	160	540	2.426,42
FTM1900PSC	FRONT FLAIL MOWER	"P" 28 BLADES WITH SHACKLES	190	540	2.493,57
FRTL0900PSC	FRONT AND REAR FLAIL MOWER	"P" 14 BLADES WITH SHACKLES	90	540	2.053,45
FRTL1200PSC	FRONT AND REAR FLAIL MOWER	"P" 18 BLADES WITH SHACKLES	120	540	2.161,92
FRTL1500PSC	FRONT AND REAR FLAIL MOWER	"P" 22 BLADES WITH SHACKLES	150	540	2.249,73
FRTM1300PSC	FRONT AND REAR FLAIL MOWER	"P" 20 BLADES WITH SHACKLES	130	540	2.469,49
FRTM1600PSC	FRONT AND REAR FLAIL MOWER	"P" 24 BLADES WITH SHACKLES	160	540	2.579,48
FRTM1900PSC	FRONT AND REAR FLAIL MOWER	"P" 28 BLADES WITH SHACKLES	190	540	2.646,62
10003600	RIGHT SIDE SKID				35,60
10003700	LEFT SIDE SKID				35,60
KITCETLTM	SIDE GUARDS AND CE HANDBOOK	ALL TYPES OF FRONT AND REAR GRASS CHOPPERS (MANDATORY)			49,56



CODE	DESCRIPTION	TYPE OF USE	LIST PRICE IN EURO	POS. PHOTO
1000 RPM	FLAIL MOWER 1000 RPM PTO	ALL MODELS OF FLAIL MOWERS	"141,72"	.
KITPUL	WHEEL CLEANING KIT D.200 (X WHEELS)	ALL FRONT AND REAR MOWERS (INCLUDED IN THE MULCHING KIT)	"42,53"	1
1852	FREE WHEEL UNIVERSAL JOINT	ALL MODELS OF MOWERS AND FLAIL MOWERS	"131,10"	2
F5917900	CENTRALIZED LUBE KIT	ALL FRONT AND REAR MOWERS WITH A WIDTH OF 120,150 AND 180 cm	"141,72"	3
F5921000	CENTRALIZED LUBE KIT	ALL FRONT AND REAR MOWERS WITH A WIDTH OF 240 cm	"212,60"	3
KITRUL1	FRONT "ANTI-SCALP" ROLLER	ALL TYPES OF FRONT AND REAR MOWERS	"106,30"	4
KITAIRTYRE48	KIT OF INFLATABLE WHEELS D.250 X MOWER	ALL FRONT AND REAR MOWERS WITH A WIDTH OF 120 cm	"283,46"	5
KITAIRTYRE59	KIT OF INFLATABLE WHEELS D.251 X MOWER	ALL FRONT AND REAR MOWERS WITH A WIDTH OF 150 AND 240 cm	"354,33"	5
KITAIRTYRE71	KIT OF INFLATABLE WHEELS D.252 X MOWER	ALL FRONT AND REAR MOWERS WITH A WIDTH OF 180 cm	"425,18"	5
KIT SPID	HYDRAULIC SHIFT KIT FOR FAIL MOWERS	ALL FRONT AND REAR FAIL MOWERS WITH A WIDTH OF 120 AND 190 cm	"519,75"	6
KITXJD	FRONT KIT FOR JOHN DEERE TRACTORS	TRACTOR: 1145 AND 1445 SERIES	"550,00"	-
KITFRONT	FRONT KIT FOR REAR MOWER	ALL REAR MOWERS UP TO 180 CM	"393,80"	-



CODE	DESCRIPTION	TYPE OF USE	LIST PRICE EURO	POS. PHOTO
KITMUL12LD	"MULCHING" CHOPPING CUTTING KIT	TC480NSLD/F120540LD/F121000LD/F122000LD	297,62	7
KITMUL12RD	"MULCHING" CHOPPING CUTTING KIT	TC480NSRD/F120540RD/F121000RD/F122000RD	297,62	7
KITMUL15LD	"MULCHING" CHOPPING CUTTING KIT	TC590NSLD/F150540LD/F151000LD/F152000LD	318,90	7
KITMUL15RD	"MULCHING" CHOPPING CUTTING KIT	TC590NSRD/F150540RD/F151000RD/F152000RD	318,90	7
KITMUL18LD	"MULCHING" CHOPPING CUTTING KIT	TC710NSLD/F180540LD/F181000LD/F182000LD	340,15	7
KITMUL18RD	"MULCHING" CHOPPING CUTTING KIT	TC710NSRD/F180540RD/F181000RD/F182000RD	340,15	7
KITMUL24RD	"MULCHING" CHOPPING CUTTING KIT	TC910NSRD/F240540RD/F241000RD/F242000RD	425,18	7



MODEL	TYPE OF MACHINE	DIMENSIONS OF COMPLETE PACKAGE cm	NUMBER OF MACHINES PER COMPLETE PACKAGE	NUMBER OF MACHINES PER 20-FOOT (6m) CONTAINER TRUCK (6m)	NUMBER OF MACHINES PER 40 FOOT (12m) CONTAINER TRUCK (12m)	DIMENSIONS CRATE OR PALLET SINGLE MACHINE cm	WEIGHT SINGLE MACHINE WITH PACKAGING kg
TC480NSLD/RD + F12LD/RD	REAR/FRONTMOWER	135X110X215	7	58	122	135X110X29	182
TC590NSLD/RD + F15LD/RD	REAR/FRONTMOWER	161X110X215	7	48	102	161X110X29	210
TC710NSLD/RD + F18LD/RD	REAR/FRONTMOWER	191X110X215	7	42	84	191X110X29	256
TC910NSRD + F24RD	REAR/FRONTMOWER	239X110X220	6	24	60	239X110X35	316
FL0800ASC	ROTARY TILLER	200X100X222	12	72	144	65X100X55	145
FL0900ASC	ROTARY TILLER	200X110X222	12	60	132	65X110X55	155
FL1000ASC	ROTARY TILLER	200X120X222	12	60	120	65X120X55	161
FL1100ASC	ROTARY TILLER	200X130X222	12	48	108	65X130X55	168
FL1200ASC	ROTARY TILLER	200X140X222	12	48	96	65X140X55	178
FL1300ASC	ROTARY TILLER	200X150X222	12	48	96	65X150X55	188
FL1400ASC	ROTARY TILLER	200X160X222	12	36	84	65X160X55	200
FM1100ASC	ROTARY TILLER	210X130X175	9	36	81	70X130X60	242
FM1300ASC	ROTARY TILLER	210X150X175	9	36	72	70X150X60	263
FM1500ASC	ROTARY TILLER	210X170X175	9	27	63	70X170X60	270
FM1700ASC	ROTARY TILLER	210X200X175	9	27	54	70X200X60	313
TL0900	FLAIL MOWER	230X120X190	8	32	80	80X120X80	185
TL1200	FLAIL MOWER	230X150X190	8	24	56	80X150X80	205
TL1500	FLAIL MOWER	230X180X190	8	24	48	80X180X80	221
TM1300	FLAIL MOWER	230X160X190	8	24	48	80X160X80	243
TM1600	FLAIL MOWER	230X190X190	8	24	48	80X190X80	272
TM1900	FLAIL MOWER	230X220X190	8	16	40	80X220X80	303
MCM34/FCM34	MULTICUT	185x140x160	1			185x140x160	800
MCM36/FCM36	MULTICUT	185x140x160	1			185x140x160	1035
MCM43/FCM43	MULTICUT	185x140x160	1			185x140x160	1300
MCM45/FCM45	MULTICUT	200x150x160	1			200x150x160	1350
MCM52/FCM52	MULTICUT	200x150x160	1			200x150x160	1400
MCM57/FCM57	MULTICUT	200x150x160	1			200x150x160	1500
TR150-600L	MOW & CARRY®	190X140X160	1	12	24	190X140X160	444
TR180-750L	MOW & CARRY®	220X140X160	1	10	20	220X140X160	483
F150540CA-1000-2000	POWERFLOW MOWER	200X130X50	1			200X130X50	255
F180540CA-1000-2000	POWERFLOW MOWER	230X136X50	1			230X136X50	290
KIT SPID HYDRAULIC SHIFT	FOR FLAIL MOWER	130X74X370	1			130X74X370	80
KIT MULCHING	FOR MOWER	90X51X20	1			90X51X20	28
TC480NSLDATVB&SM	MOWER FOR ATV/QUAD	135X110X70	1			135X110X70	189
TC480NSRDATVB&SM	MOWER FOR ATV/QUAD	135X110X70	1			135X110X70	192
TC590NSLDATVB&SM	MOWER FOR ATV/QUAD	161X110X70	1			135X110X70	220
TC590NSRDATVB&SM	MOWER FOR ATV/QUAD	161X110X70				135X110X70	227
TC480NSLDATVB&SE	MOWER FOR ATV/QUAD	135X110X70	1			135X110X70	189
TC480NSRDATVB&SE	MOWER FOR ATV/QUAD	135X110X70	1			135X110X70	192
TC590NSLDATVB&SE	MOWER FOR ATV/QUAD	161X110X70	1			135X110X70	220
TC590NSRDATVB&SE	MOWER FOR ATV/QUAD	161X110X70	1			135X110X70	227